

zoomerang support logout

→ home new survey my surveys email list account info

Survey Results (Included Responses)

EBSTC Member Preferences Survey

The results of your survey are displayed below. If your survey includes text responses, click the "View" button to read individual results.

As a reminder, survey results are maintained for a period of 10 days after launch. You may view reporting on a maximum of 100 responses per survey. To view reporting on more than 100 responses or to increase your storage time, become a zPro member. **ZPRO**

Or [click here](#) for more options.

Go to Individual Responses:

INCLUDED RESPONSES →

Launch Date: 9/29/2003

Close Date:

Total Invitations: 172

Total Respondents: 45

Included Respondents: 45

Excluded Respondents: 0

- Cross Tabulate **ZPRO**
Cross-reference two different questions
- Results via Email **ZPRO**
Receive results in spreadsheet format
- See Who's Responded
See who has and hasn't responded to your survey

1. How often do you attend STC chapter meetings?		Number of Responses	Response Ratio
Never		11	24%
1-2 meetings a year		13	29%
3-5 meetings a year		7	16%
6-8 meetings a year		5	11%
9-11 meetings a year		9	20%
Total		45	100%

2. If you do not attend chapter meetings, what is the primary reason?		Number of Responses	Response Ratio
Location		4	11%
Time of day		1	3%
Cost		1	3%
Meetings are too long		3	8%
Food is not to my liking		0	0%
Not interested in programs offered		7	19%
No reason, I'm just happy being an STC member		8	22%
Other, Please Specify	1 Work obligations make it difficult to attend. 2 No work for 19 months & no cash. I just came back. 3 scheduling conflicts or emergencies 4 Day/time conflict with another commitment. 5 Conflicts - church and my child's sports 6 conflicts with my usual commute 7 I skip mtgs. due to topic, weather, or my schedule 8 Spouse in college and taking care of child - busy 9 busy 10 Young child at home 11 I'm sick or still at work 12 I'm a new member within the last four months. 13 Now I am a new Mom so my schedule is crazy	13	35%
Total		37	100%

What factor would cause you to attend more meetings? ***NOTE: 3. You may select more than one answer.		Number of Responses	Response Ratio
Different location		9	26%
Different time		6	17%
Less cost		10	29%
Shorter meetings		6	17%
Better or different food		3	9%
Different programs		13	37%
Other, Please Specify	1 Find out about meetings. I don't receive any info. 2 Location closer to freeway or public transit 3 Different Day of the Week 4 I can't drive at night. Might go if I had ride. 5 Work! 6 More community involvement 7 Going with a friend 8 long commute always works against meetings 9 I like the time, place, food, cost, and most topic 10 Find the time in my schedule / vegan food helps 11 find time / vegan food would help 12 I moved to Oakland, so I need to switch chapters 13 I always attend when I can 14 I live closer to the Silicon Vally STC Chapter.	15	43%

4. If you could change one thing about monthly meetings, what would it be?

VIEW

29 Responses

- 1 Do away with the long break between the meal and the program. The program should start soon after the meal so we can get home earlier.
- 2 Closer to home! I live in Livermore, and it makes for a very long day to work, then attend the functions. Also, starting earlier (less networking) would help.
- 3 Skip the networking & dinner. Or maybe do dinner while the presentation is going on.
- 4 Day of the week - I would choose a non-work/non-school night.
- 5 More programing - perhaps a pre-meeting facilitated forum to encourage discussion on a current topic.
- 6 It has been a fairly well-run meeting in the past. I could provide a better answer to be four months from now after I've attended a couple new meetings.
- 7 I like them. I like the location. I like the topics. I like the socializing. Maybe more networking time, a drink after to carry on the theme a bit longer?
- 8 Have the main speaker speak earlier.
- 9 Having a dinner buffet means paying for more food than I eat, and I cannot take the rest home. So I'd like an option for a smaller dinner at a lower price.
- 10 the dinner is too pricey
- 11 They are fine. I like them.
- 12 Make them shorter and end on time. It's nearly half a day by the time I leave work early and get home.
- 13 I would put the "network" time at the end of the program. I feel like I have to attend the dinner in order to network with people.
- 14 2 things: NOT meeting on Thursday. Service orientation -- Consult on projects for community organizations
- 15 Occasional closer location to me.
- 16 I am satisfied with the monthly meetings as they are.
- 17 That the audience does not take over the presentation by interrupting the speaker.
- 18 Make them shorter
- 19 Put it back in the quieter, cosier space of the room at the end of the hall, which we used for the first half year or so of our meetings at the CCCC. Don't raise the cost.
- 20 It would be nice if there were more programs targeted toward indepenent contractors.
- 21 I would like the meetings to end by 8:30.
- 22 Topics of more interest to me
- 23 Start around 6:30 to make it easier to commute there on time.
- 24 I'm a new member - I'm not sure yet.
- 25 start later - 5:30pm is too early - I work in SF
- 26 I don't attend, so I can't address this.
- 27 More interesting programs
- 28 More variety with the meals. It's usually the same menu with either salmon or chicken.
- 29 I cannot comment on your format at this time.

5. What is your favorite meeting format?		Number of Responses	Response Ratio
Demonstration (hands on demo, for example, tool demo)		10	23%
Lecture		17	40%
Panel discussion (4-5 different people discussing an issue)		6	14%
Progression (participants move to different topic tables)		1	2%
Workshop (participants do some hands on work)		7	16%
Other, Please Specify	-I like demos, lectures, and panel discussions -I like a mix of all these options.	2	5%
Total		43	100%

6. How long should chapter meetings be? ***NOTE: Current meeting schedule is: 5:30 (networking), 6:30 (dinner), 7:00-9:00 (business and presenter) = 3.5 hours.		Number of Responses	Response Ratio
1 hour		0	0%
1.5 hours		0	0%
2 hours		12	28%
2.5 hours		14	33%
3 hours		11	26%
3.5 hours		6	14%
Total		43	100%

7. What time do you prefer that we start chapter meetings?		Number of Responses	Response Ratio
Noon (lunch)		4	9%
5:30 p.m.		8	19%
6:00 p.m.		15	35%
6:30 p.m.		8	19%
7:00 p.m.		8	19%
VIEW Other, Please Specify		0	0%
Total		43	100%

8. How much are you willing to spend for dinner meetings?		Number of Responses	Response Ratio
\$1-9		2	5%
\$10-15		11	26%
\$16-20		18	42%
\$21-25		11	26%
\$26-30		1	2%
Total		43	100%

What are the top three (3) program topics would you like to see this year? ***NOTE: Although the survey will let you select more than 9. three answers, please select only three.		Number of Responses	Response Ratio
Project management		13	30%
Information Mapping		13	30%
Information architecture		13	30%
Online training		8	18%
Translation issues		0	0%
Portfolio and resume review		5	11%
Managing people		3	7%
Editing		9	20%
Marketing or corporate communications		3	7%
Magazine writing		6	14%
Proposal or grant writing		6	14%
Creative writing		2	5%
Animation, multimedia, or video production		3	7%
Graphic design		6	14%
Web design		7	16%
XML		6	14%
Single sourcing		6	14%
Balancing work and life		0	0%
Job hunting techniques		5	11%
Trends in technical communication		14	32%
Learning a specific technology or tool such as FrameMaker (please list in the 'Other' box below)		2	5%
Other, Please Specify	 1 Project sizing (various techniques for estimating) 2 Quality metrics 3 Acrobat 4 Futurist Predictions 5 Meet the "stars" in our field 6 I'm interested in more than these 3	8	18%

Which length of time would be best for you if EBSTC holds a 10. weekend training session on a topic voted on by the chapter?		Number of Responses	Response Ratio
Half-day		29	67%
Full day		12	28%
Not interested		2	5%
VIEW Other, Please Specify		0	0%
Total		43	100%

11. If EBSTC holds a day or half-day training, what three (3) topics would interest you the most? ***NOTE: Although the survey will let you select more than three answers, please select only three.		Number of Responses	Response Ratio
FrameMaker		10	23%
RoboHelp		8	19%
RoboDemo		4	9%
Dreamweaver		10	23%
Human Factors		9	21%
Usability		12	28%
Metrics		4	9%
Project management		12	28%
Web design		9	21%
Online help design		8	19%
Information Mapping		14	33%
Document/information design		11	26%
Proposal or grant writing		7	16%
Other, Please Specify	 1 Project sizing (various techniques for estimating) 2 Acrobat 3 I would like advanced topics, such as table design 4 Technical and scientific editing 5 Graphics tool (such as Photoshop or Fireworks) 6 Single Sourcing	6	14%




12. If you do NOT currently hold a volunteer position with the East Bay chapter, what is the PRIMARY reason?		Number of Responses	Response Ratio
I haven't heard about openings		2	6%
Not enough time		19	58%
No interest in giving free time		2	6%
No one asked me		0	0%
Positions don't fit my interests		4	12%
I don't see the benefit to me		0	0%
Other, Please Specify	 1 So much time looking for work & other commitments. 2 I have already been a volunteer for several years. 3 I DO! 4 Commitments - church & child's sports 5 Would like email notice of volunteer opening. 6 too busy	6	18%
Total		33	100%







13. If you do NOT currently hold a volunteer position with the East Bay chapter, what PRIMARY factor would cause you to volunteer?		Number of Responses	Response Ratio
Smaller time commitment		9	29%
Mentoring from an experienced person		1	3%
Volunteer recognition		0	0%
Learning specific skills (resume material)		6	19%
I'm not interested in volunteering		13	42%
Other, Please Specify	 1 Working less hours at my job 2 no time currently available to volunteer	2	6%
Total		31	100%





14. How would you like to be recognized as a volunteer? ***NOTE: You may select more than one answer.		Number of Responses	Response Ratio
Recognition at chapter meetings		16	42%
Gift certificate		12	32%
Special gift chosen for me		3	8%
Certificate of recognition from chapter		15	39%
Personal thank you from the council		4	11%
Volunteer of the Year/Month award		7	18%
Other, Please Specify	 1 Opportunity to tell what I get from volunteering 2 Maybe a volunteer of the year could get free dues. 3 any/all of the above are great! 4 Anything I can list on the resume 5 no need; but others might like thank you 6 Sponsorship for STC Annual Conf./Region 8/ events	8	21%

15. In what general area do you live?		Number of Responses	Response Ratio
Concord/Pittsburg		7	16%
Danville/Dublin/San Ramon		4	9%
San Francisco		1	2%
San Jose		0	0%
Silicon Valley		1	2%
Livermore		5	11%
Oakland		5	11%
Pleasanton		4	9%
Stockton/Modesto		0	0%
Vallejo/Fairfield		0	0%
Walnut Creek		7	16%
Other, Please Specify	 1 Discovery Bay 2 Crockett 3 Hayward/Castro Valley 4 Fremont 5 Pleasant Hill 6 Orinda 7 Hayward 8 Hayward 9 Discovery Bay/Brentwood 10 Fremont/Milpitas 11 Hayward	11	24%
Total		45	100%

16. In what general area do you work?		Number of Responses	Response Ratio
Concord/Pittsburg		4	9%
Danville/Dublin/San Ramon		6	13%
San Francisco		4	9%
San Jose		1	2%
Silicon Valley		3	7%
Livermore		6	13%

Oakland		2	4%
Pleasanton		4	9%
Stockton/Modesto		0	0%
Vallejo/Fairfield		0	0%
Walnut Creek		3	7%
Unemployed		5	11%
Other, Please Specify	1 From home full-time for a Silicon Valley company 2 Crockett 3 Hayward/Castro Valley 4 Semi-retired; freelance 5 Retired 6 My contracts have ranged from SF, SJ, and Mt View 7 Fremont	7	16%
Total		45	100%

17. Where do you prefer that we hold chapter meetings?		Number of Responses	Response Ratio
Concord/Pittsburg		2	5%
Danville/Dublin/San Ramon		17	39%
San Francisco		0	0%
San Jose		1	2%
Silicon Valley		0	0%
Livermore		3	7%
Oakland		2	5%
Pleasanton		4	9%
Stockton/Modesto		0	0%
Vallejo/Fairfield		0	0%
Walnut Creek		9	20%
Other, Please Specify	1 I think the place you are having them is perfect. 2 Walnut Creek, Concord, Pleasant Hill 3 Don't care 4 East Bay - along 580, 680 or 24 5 you might want to consider rotating locations 6 Hayward/Castro Valley /TD>	6	14%
Total		44	100%

18. What is your employment status?		Number of Responses	Response Ratio
Full-time		23	51%
Part-time		4	9%
Contract		10	22%
Unemployed		8	18%
Total		45	100%

19. If you are unemployed, how long have you been unemployed?		Number of Responses	Response Ratio
0–3 months		1	11%
4–6 months		4	44%
7–11 months		1	11%
1–2 years		2	22%
More than 2 years		1	11%
Total		9	100%

20. What is your educational level?		Number of Responses	Response Ratio
High school		2	4%
Bachelor's degree		20	44%
Master's degree		17	38%
PhD		2	4%
Some post-graduate work		4	9%
Total		45	100%

21. How long have you worked in the field of technical communication?		Number of Responses	Response Ratio
0–2 years		1	2%
2–5 years		6	13%
6–10 years		10	22%
11 or more years		28	62%
Total		45	100%

22. What is your gender?		Number of Responses	Response Ratio
Female		31	72%
Male		12	28%
Total		43	100%

23. What is your age group?		Number of Responses	Response Ratio
20–29 years		0	0%
30–39 years		9	21%
40–49 years		11	26%
50 years and over		22	52%
Total		42	100%

24. Which of the following best describes your current or most recent job function? ***NOTE: You may select more than one answer.		Number of Responses	Response Ratio
Writer		19	42%
Editor		7	16%
Illustrator/graphic designer		0	0%
Planner		0	0%
Human factors specialist		0	0%
Manager		5	11%
Instructor		0	0%
Researcher		1	2%
Web designer/writer		2	4%
Business analyst		1	2%
Student		0	0%
Other, Please Specify	<ul style="list-style-type: none"> 1 Proposal Manager 2 Instructional Design 3 won't allow choice of more than one; I have many 4 Manager - online help/user manuals 5 Writer, graphics, web, business analysis 6 Ooops, the survey only let me select one 7 Web writer/producer 8 Requirements Manager 9 Instructional Design Specialist 10 Scientist (Technical Support/Marketing) 	10	22%
Total		45	100%

25. Please add any other concerns or comments you would like the council to know about. This is the last question!

21 Responses

- 1 I would attend if the meetings started and ended earlier. I have found the topics listed each month ARE interesting, it's just hard to be a parent, work full-time, and be involved in STC.
- 2 I do look at the newsletter but I have never attended a meeting. I am visually impaired and don't drive at night. I also have two children and other volunteer activities that are higher priority for me than STC. So I might not attend mtgs no matter what you do. (I am an independent contractor in marketing communications.)
- 3 I'd like us to become a tighter, more communal chapter. Announce job seekers, introduce visitors, etc.
- 4 If attendance is your concern, try a telephone tree.
- 5 Thanks for asking!
- 6 I'm concerned that we aren't getting volunteers to fill positions this year. When we do get them, volunteers seem to burn out and leave the chapter.
- 7 No concerns at this time.
- 8 I would really rather participate in projects that have a "service" element than in professional development.
- 9 STC is made up of dedicated professionals. I'm proud to be a member. I'm glad you're looking at other options than computer documentation, since tech writing encompasses more than the dot.coms.
- 10 More discussion re: software writers as full participants in the development cycle as members of the development team.
- 11 I think you guys are doing a very good job.
- 12 I think the Council is doing a great job but hope we find a Managing Editor for our newsletter.
- 13 On Question 24 you couldn't select more than one answer. I am also an editor.
- 14 My current job is as a writer, editor, project manager, and researcher
- 15 Skip the gender and age data.
- 16 Attract younger members to the mtgs.; right now membership seems to be predominantly older and change-resistant.
- 17 I'd like some focus on the market issues relating to Tech Comm in general in the Bay Area regarding employment, hiring, etc. Also, we should discuss the alarming rate of offshoring in the industry as we see the great exodus of jobs to India and China. How do we stay competitive and what can we expect in terms of salaries with this type of competition?
- 18 I'd like to hear some discussion about trends in the tech field related to the movement of jobs offshore and the possible effects on salary and our changing jobs. How are different companies dealing with this? What are different people's experiences? How do writers interact with engineers in other countries to write doc? What can we expect in our field and changing jobs?
- 19 Some of the presenters are forced to drag out their presentation when everyone is exhausted because of a few people who can't seem to listen and save their comments or questions until the end.
- 20 I could not select more than one answer for question 24.
- 21 good survey